



DAMEN TANKER 8000SD

AS BUILT

GENERAL

Basic functions
Classification

Transport of crude oil, refined products
KM Ⓢ Ice1, R2, AUT1-ICS, VCS,
ECO-S, OMBO, CCO, LI Oil Tanker (ESP)
Flash point below 60C. maximum
specific gravity 1,025 ton/m3, PV valve
setting at +21 kPa/ 5 kPa

DIMENSIONS

Length o.a.	140.85	m
Length b.p.p.	136.96	m
Beam mld.	16.70	m
Depth moulded	6.00	m
Draught river	3.60	m
Draught design	4.20	m
Deadweight at river draught	5,366	t
Deadweight at design draught	6,973	t
Gross tonnage	5,121	t

CAPACITIES

Cargo tanks	7,988	m ³
Slop tanks	290	m ³
Ballast water	4,579	m ³
Fuel oil (HFO)	376	m ³
Potable water	151	m ³
Sewage	13	m ³
Lubrication oil	5/5/1	m ³
Dirty oil / sludge	13	m ³
Bilge water	15	m ³

PERFORMANCES (APPROX.)

Speed at design draught	10	kn
-------------------------	----	----

PROPULSION

2 Main engines, 1,200 kW at 1,000 rpm
2 Fixed pitch Schottel Azimuth Thrusters, 1,900 mm in nozzle
Bow thruster, Veth-Jet, 2-channel, 260 kW, electrically driven

CARGO TANKS

Deck beams outside the tanks
Corrugated internal bulkheads
Sloped tank top
Epoxy coating
Thermal oil tank heating system with coils
Tank washing system
Portable gas freeing fans

CARGO PUMPS

E-driven deepwell pumps, each 200 m³/hr at 8 bar
E-driven deepwell slop pump, 80 m³/hr at 10 bar

PIPELINE SYSTEM

Tankwash lines are stainless steel
Pipelines made of black steel
Remote controlled main valves
2 Segregations
1 Cross-over manifold

TANK MONITORING

Level
Pressure
Pre- and overfill

DECK LAY-OUT AND EQUIPMENT

2 Anchor/mooring winches, foreship, electric-hydraulic with one warping head, one rope drum
1 Anchor/mooring winch, aft, electric-hydraulic with one warping head, one rope drum

AUXILIARY EQUIPMENT

Electric system, 400 V and 230 V – 50 HZ
3 Main generator sets, 280 ekW – 50 HZ
1 Emergency gen set, 143 ekW – 50 HZ
2 Self-cleaning separator, 1x HFO/MGO + 1x HFO
1 Fresh water maker, 5 m³/day
1 Wastewater treatment system
2 Self-cleaning lubrication oil purifier
2 Ballast pumps, each 400 m² at 2 bar
CO₂ system for machinery spaces of category A
Foam and sprinkler system for the cargo area

ACCOMMODATION

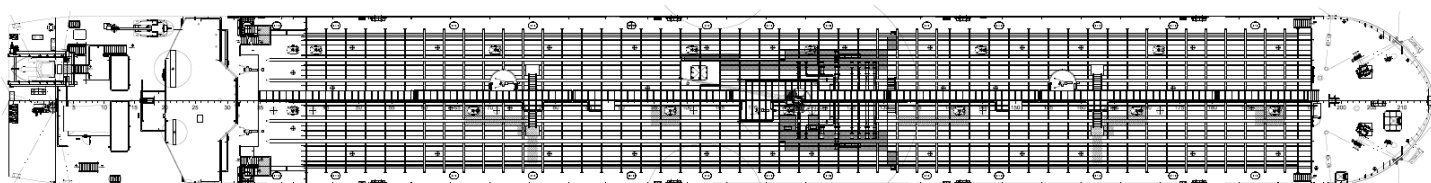
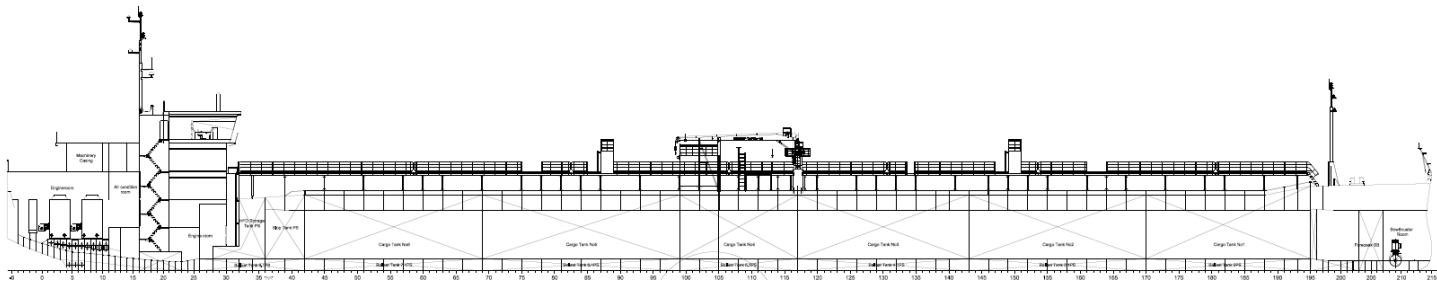
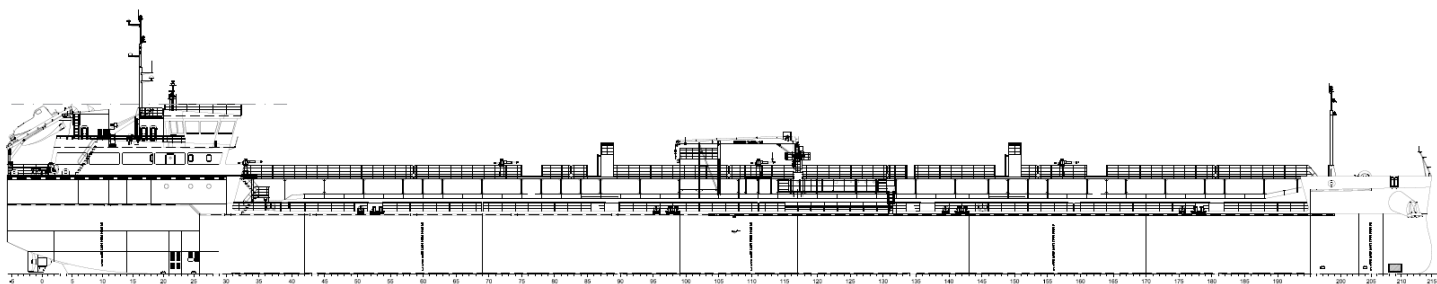
For a total crew of 12 (+2) persons with heating, ventilation and air-conditioning

NAUTICAL AND COMMUNICATION EQUIPMENT

Radio telephone set according to GMDSS for area A3

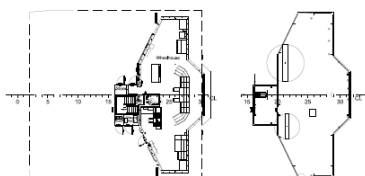
OPTIONS

Oil spill boom
Ballast Water Treatment
Portable tankwash machines



Bridge Deck

Top Deck



DAMEN TANKER 800SD



DAMEN SHIPYARDS GORINCHEM

Member of the DAMEN SHIPYARDS GROUP



Industrieterrein Avelingen West 20
4202 MS Gorinchem

P.O. Box 1
4200 AA Gorinchem
The Netherlands

phone +31 (0)183 63 99 11
fax +31 (0)183 63 21 89

info@damen.com
www.damen.com

Registered at the Chamber of Commerce, no. 23036357, under the name BV Scheepswerf Damen Gorinchem.

All our offers are without engagement unless stated otherwise.

All activities carried out in accordance with the VNSI General Yard Conditions (Netherlands Shipbuilding Industry Association).